





















## COMBO SPIRAL LIGHT TYPE 320N



### TECHNICAL DATA SHEET

Reference	Low Voltage Directive LVD 2014/35/EU			 	
Standards	EN 61386-1:2008 Cable Management, General requirements EN 61386-22:2004 + A11:2010 Pliable Conduit Systems			 RoHS	
RoHS Compliant	2022/95/EC Restriction of Hazardous substances, RoHS			     	
Applications Installations	Indoor – Cable routing Residential and Industrial indoor installations Flush masonry mounting - Exposed			    	
Characteristics	Pliable, Corrugated – Spiral Non Flame propagating - Self Extinguishing Cable management system with Support and connection accessories			 	
Structural material	Polyvinyl chloride (U-PVC)			 	
Classification EN 61386-1	<b>2 2 2 1</b>			 	
Compression resistance	<b>2</b>	Compression Force	320N / 5cm		
Impact Resistance	<b>2</b>	Mass	1.0 kg	Height	100mm
Temperature Range	<b>2</b>	Lower Temperature Range	- 5 °C		
	<b>1</b>	Higher Temperature Range	+ 60 °C		
Bending Resistance	<b>2</b>	Pliable			
Electrical Properties	Dielectric Strength	2kv/15min	Insulation Resistance	>100MΩ	
Color	Standard	Grey- RAL 7035			

<b>TYPE:</b>	<b>16</b>	<b>20</b>	<b>25</b>	<b>32</b>
CODE:	31-210 25-016	31-210 26-020	31-210 27-025	31-210 28-032
D <sub>1</sub> External Ø / mm	16	20	25	32
D <sub>2</sub> Internal Ø / mm	11,5	15,3	19,2	25,4
Packing – Coil / m	200	200	50	50

