



FLUSH MOUNTED BOXES

06



SWITCH BOXES

SUPER ECO



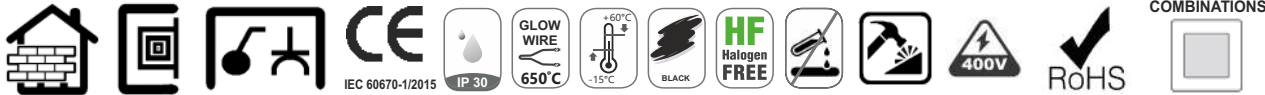
PRODUCT DESCRIPTION

- Plastic Box for Claw/Screw Install mechanisms
- Material : Modified & Upcycled Thermoplastic Polyolefin
- Ingress Protection : IP30

INSTALLATIONS - APPLICATIONS

- Indoor - Flush Mounted - Masonry > Residential - Professional
- 1Gang Plates Mechanisms Lighting Switches, Plug Sockets, etc
- Multiple Knock out Entries Max Ø20mm

CODE	TYPE	DIMENSIONS mm	PACKING Pcs
08-21019-001	SUPER ECO	Ø 60x40	100



EXTENSIONS : SUPER ECO



DESCRIPTION - APPLICATIONS

- Plastic Height Extension for SUPER ECO & FRAME
- Material : Modified & Upcycled Thermoplastic Polyolefin

CODE	TYPE	DIMENSIONS mm	PACKING Pcs
08-21060-001	SUPER ECO 10	Ø 60x10	100
08-21061-001	SUPER ECO 20	Ø 60x20	100

SUPER ECO PLUS



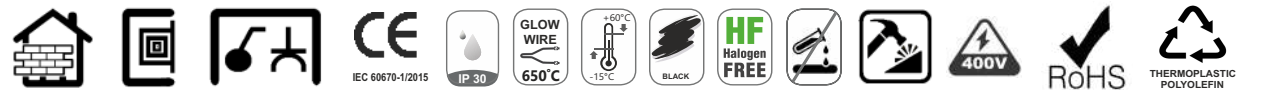
PRODUCT DESCRIPTION

- Deep Plastic Box for Claw/Screw Install mechanisms
- Material : Modified & Upcycled Thermoplastic Polyolefin
- Ingress Protection : IP30

INSTALLATIONS - APPLICATIONS

- Indoor - Flush Mounted - Masonry > Residential - Professional
- 71mm axial combination distance
- 1,2,3 Gang Plates Mechanisms, Switches, Sockets, etc
- Multiple Knock out Entries Max Ø20mm

CODE	TYPE	DIMENSIONS mm	PACKING Pcs
08-20020-001	SUPER ECO PLUS	Ø 60x62	100



D 65



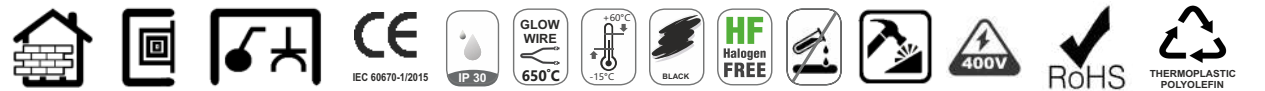
PRODUCT DESCRIPTION

- Plastic Box for Screwed or Claw Install mechanisms
- Material : Modified & Upcycled Thermoplastic Polyolefin
- Ingress Protection : IP30

INSTALLATIONS - APPLICATIONS

- Indoor - Flush Mounted - Masonry > Residential - Professional
- 1 Gang Plates Mechanisms
- Knock out Entries Max Ø20mm

CODE	TYPE	DIMENSIONS mm	PACKING Pcs
08-21021-065	D.65	Ø 60x42	100



D 65 PLUS




PRODUCT DESCRIPTION

- Plastic Box for Screwed or Claw Install mechanisms
- Material : Modified & Upcycled Thermoplastic Polyolefin
- Ingress Protection : IP30

INSTALLATIONS - APPLICATIONS

- Indoor - Flush Mounted - Masonry > Residential - Professional
- 1 Gang Plates Mechanisms
- Knock out Entries Max Ø20mm

CODE	TYPE	DIMENSIONS mm	PACKING Pcs
08-20021-065	D.65 PLUS	Ø 60x62	100





FRAME



PRODUCT DESCRIPTION

- Plastic Box for Modular Plate Mechanisms
- Material : Modified & Upcycled Thermoplastic Polyolefin
- Ingress Protection : IP30

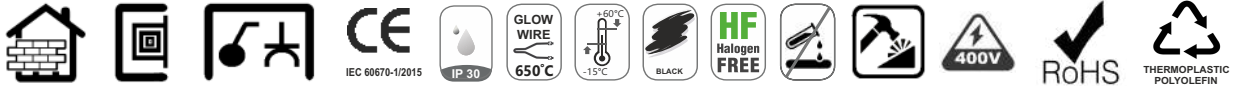
INSTALLATIONS - APPLICATIONS

- Indoor - Flush Mounted - Masonry > Residential - Professional
- 71mm axial combination distance
- 1,2,3 Gang Plates Mechanisms, Switches, Sockets, etc
- Multiple Knock out Entries Max Ø20mm



CODE	TYPE	DIMENSIONS mm	PACKING Pcs
08-21022-002	FRAME	Ø 75x40	100

MECHANISMS COMBINATIONS



EXTENSIONS : FRAME



DESCRIPTION - APPLICATIONS

- Plastic Height Extension for SUPER ECO & FRAME
- Material : Modified & Upcycled Thermoplastic Polyolefin

CODE	TYPE	DIMENSIONS mm	PACKING Pcs
08-21028-010	FRAME 10	Ø 75x10	100
08-21029-020	FRAME 20	Ø 75x20	100

EVO



PRODUCT DESCRIPTION

- Conical Plastic Box for Claw Install mechanisms
- Material : Modified & Upcycled Thermoplastic Polyolefin
- Ingress Protection : IP30

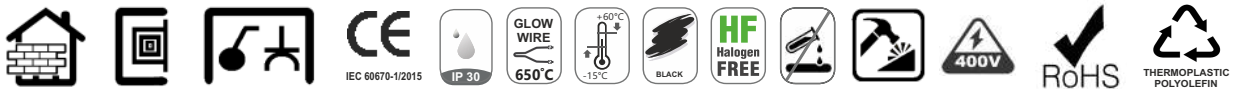
INSTALLATIONS - APPLICATIONS

- Indoor - Flush Mounted - Masonry > Residential - Professional
- 71mm axial combination distance
- 1,2,3 Gang Plates Mechanisms, Switches, Sockets, etc
- Multiple Knock out Entries Max Ø20mm



CODE	TYPE	DIMENSIONS mm	PACKING Pcs
08-21023-003	EVO	Ø 65x47	100
08-21027-003	CONECTOR	L 22	100

MECHANISMS COMBINATIONS



MODUL

INSTALLATIONS - APPLICATIONS

- InDoor - Flush Mounted, Masonry
- Residential, Industrial, Professional
- Standard distance for Multi Gang Plates Mechanisms
- Knock out Entries Max Ø20mm

3 GANG - PRODUCT DESCRIPTION

- Plastic Box for 3 Gang MODULES mechanisms Installation
- Material : Modified & Upcycled Thermoplastic Polyolefin
- Ingress Protection : IP30

4 GANG - PRODUCT DESCRIPTION

- Plastic Box for 4 Gang MODULES mechanisms Installation
- Material : Modified & Upcycled Thermoplastic Polyolefin
- Ingress Protection : IP30

6 GANG - PRODUCT DESCRIPTION

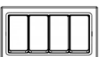
- Plastic Box for 6 Gang MODULES mechanisms Installation
- Material : Modified & Upcycled Thermoplastic Polyolefin
- Ingress Protection : IP30

CODE	TYPE	DIMENSIONS mm	PACKING Pcs
08-21024-003	3 GANG	97x60x50	100
08-21025-004	4 GANG	122x60x50	100
08-21026-006	6 GANG	174x60x50	50

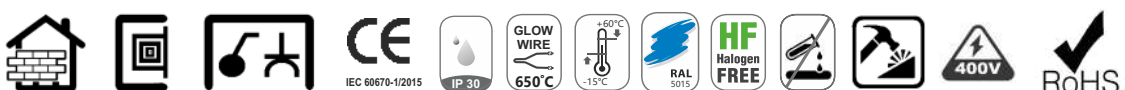
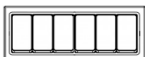
3 GANG MECHANISMS COMBINATIONS



4 GANG MECHANISMS COMBINATIONS



6 GANG MECHANISMS COMBINATIONS





JUNCTION BOXES

ROUND NT



PRODUCT DESCRIPTION

- Plastic Junction Box with removable cover
- Material : Modified Thermoplastic Polyolefin
- Ingress Protection : IP30

INSTALLATIONS - APPLICATIONS

- Indoor - Flush Mounted > Residential - Professional
- Wiring Junction or Extension
- With knock out Entries, Conduit Max $\varnothing 20mm$

CODE	TYPE	DIMENSIONS mm	PACKING Pcs
08-21001-001	NT	$\varnothing 72 \times 35$	100
09-21001-001	LID NT	$\varnothing 72$	1

ROUND 100



PRODUCT DESCRIPTION

- Plastic Junction Box with removable cover
- Material : Modified Thermoplastic Polyolefin
- Ingress Protection : IP30

INSTALLATIONS - APPLICATIONS

- Indoor - Flush Mounted > Residential - Professional
- Wiring Junction or Extension
- With knock out Entries, Conduits up to $\varnothing 32mm$

CODE	TYPE	DIMENSIONS mm	PACKING Pcs
08-21002-100	$\varnothing 100$	$\varnothing 100 \times 45$	60
09-21002-100	LID 100	$\varnothing 100$	1

SQUARE 7,5 x 7,5



PRODUCT DESCRIPTION

- Plastic Junction Box with removable cover
- Material : Modified Thermoplastic Polyolefin
- Ingress Protection : IP30

INSTALLATIONS - APPLICATIONS

- Indoor - Flush Mounted > Residential - Professional
- Wiring Junction or Extension
- With knock out Entries, Conduits up to $\varnothing 25mm$

CODE	TYPE	DIMENSIONS mm	PACKING Pcs
08-21003-075	7,5x7,5	7,5x7,5	100
09-21030-075	LID 7,5	7,5x7,5	1

ULTRA PLUS 130x130



PRODUCT DESCRIPTION

- Plastic Junction Box with removable cover
- Material : Modified Thermoplastic Polyolefin
- Ingress Protection : IP30

INSTALLATIONS - APPLICATIONS

- Indoor - Flush Mounted > Residential - Professional
- Large Capacity for Wiring Junction or Extension
- With multiple knock out Conduits Entries

CODE	TYPE	DIMENSIONS mm	PACKING Pcs
08-20010-130	UP 130x130	130x130x55	30

ULTRA PLUS 160x160



PRODUCT DESCRIPTION

- Plastic Junction Box with removable cover
- Material : Modified Thermoplastic Polyolefin
- Ingress Protection : IP30

INSTALLATIONS - APPLICATIONS

- Indoor - Flush Mounted > Residential - Professional
- Large Capacity for Wiring Junction or Extension
- With multiple knock out Conduits Entries

CODE	TYPE	DIMENSIONS mm	PACKING Pcs
08-20011-160	UP 160x160	160x160x65	20

ULTRA PLUS 200x200



PRODUCT DESCRIPTION

- Plastic Junction Box with removable cover
- Material : Modified Thermoplastic Polyolefin
- Ingress Protection : IP30

INSTALLATIONS - APPLICATIONS

- Indoor - Flush Mounted > Residential - Professional
- Large Capacity for Wiring Junction or Extension
- With multiple knock out Conduits Entries

CODE	TYPE	DIMENSIONS mm	PACKING Pcs
08-20012-200	UP 200x200	200x200x70	10



IEC 60670-1/2015



JUNCTION BOXES



ULTRA - 80x80



PRODUCT DESCRIPTION

- Plastic Junction Box with Height-adjustable cover
- Material : Modified Thermoplastic Polyolefin
- Ingress Protection : IP30

INSTALLATIONS - APPLICATIONS

- Indoor - Flush Mounted > Residential - Professional
- Large Capacity for Wiring Junction or Extension
- With knock out Entries, Conduit up to $\varnothing 32mm$

CODE	TYPE	DIMENSIONS mm	PACKING Pcs
08-21003-080	ULTRA 80x80	80x80x45	50
09-21003-075	LID 80x80	80x80	1

ULTRA - 105x105



PRODUCT DESCRIPTION

- Plastic Junction Box with Height-adjustable cover
- Material : Modified Thermoplastic Polyolefin
- Ingress Protection : IP30

INSTALLATIONS - APPLICATIONS

- Indoor - Flush Mounted > Residential - Professional
- Large Capacity for Wiring Junction or Extension
- With knock out Entries, Conduit up to $\varnothing 32mm$

CODE	TYPE	DIMENSIONS mm	PACKING Pcs
08-21004-105	ULTRA 105x105	105x105x45	40
09-21004-105	LID 105x105	105x105	1

ULTRA 155x105



PRODUCT DESCRIPTION

- Plastic Junction Box with Screwed-On cover
- Material : Modified Thermoplastic Polyolefin
- Ingress Protection : IP30

INSTALLATIONS - APPLICATIONS

- Indoor - Flush Mounted > Residential - Professional
- Large Capacity for Wiring Junction or Extension
- With knock out Entries, Conduit up to $\varnothing 32mm$

CODE	TYPE	DIMENSIONS mm	PACKING Pcs
08-21005-155	ULTRA 155x105	155x105x45	30
09-21005-155	LID 155x105	155x105	1

ULTRA 155x125



PRODUCT DESCRIPTION

- Plastic Junction Box with Screwed-On cover
- Material : Modified Thermoplastic Polyolefin
- Ingress Protection : IP30

INSTALLATIONS - APPLICATIONS

- Indoor - Flush Mounted > Residential - Professional
- Large Capacity for Wiring Junction or Extension
- With knock out Entries, Conduit up to $\varnothing 40mm$

CODE	TYPE	DIMENSIONS mm	PACKING Pcs
08-21006-125	ULTRA 155x125	155x125x45	40
09-21006-125	LID 155x125	155x125	1

ULTRA 190x145



PRODUCT DESCRIPTION

- Plastic Junction Box with Screwed-On cover
- Material : Modified Thermoplastic Polyolefin
- Ingress Protection : IP30

INSTALLATIONS - APPLICATIONS

- Indoor - Flush Mounted > Residential - Professional
- Large Capacity for Wiring Junction or Extension
- With knock out Entries, Conduit up to $\varnothing 40mm$

CODE	TYPE	DIMENSIONS mm	PACKING Pcs
08-21007-190	ULTRA 190x145	190x145x50	20
09-21007-190	LID 190x145	190x145	1

ULTRA 290x145



PRODUCT DESCRIPTION

- Plastic Junction Box with Screwed-On cover
- Material : Modified Thermoplastic Polyolefin
- Ingress Protection : IP30

INSTALLATIONS - APPLICATIONS

- Indoor - Flush Mounted > Residential - Professional
- Large Capacity for Wiring Junction or Extension
- With knock out Entries, Conduit up to $\varnothing 40mm$

CODE	TYPE	DIMENSIONS mm	PACKING Pcs
08-21008-290	ULTRA 290x145	190x145x50	10
09-21008-290	LID 290x145	190x145	1

