













## COMBO RIGID+Sleeve LIGHT TYPE 320N



### TECHNICAL DATA SHEET

Reference	Low Voltage Directive LVD 2014/35/EU				           
Standards	EN 61386-1:2008 Cable Management, General requirements EN 61386-21:2004 + A11:2010 Rigid Conduit Systems				
RoHS Compliant	2022/95/EC Restriction of Hazardous substances, RoHS				
Applications Installations	Indoor – Cable routing Residential and Industrial indoor installations Flush masonry mounting - Exposed – Wall mounted				
Characteristics	Rigid Plastic conduit sleeved one edge. This sleeved out end is designed to fit directly onto the next length of pipe attached . Non Flame propagating - Self Extinguishing. Cable management system with Support and connection accessories				
Structural material	Polyvinyl chloride (U-PVC)				
Classification EN 61386-1	<b>2 2 2 1</b>				
Compression resistance	<b>2</b>	Compression Force	320N / 5cm		
Impact Resistance	<b>2</b>	Mass	1.0 kg	Height 100mm	
Temperature Range	<b>2</b>	Lower Temperature	- 5 °C		
	<b>1</b>	Higher Temperature	+ 60 °C		
Bending Resistance	<b>1</b>	Rigid			
Electrical Properties	Dielectric Strength		2kv/15min	Insulation Resistance >100MΩ	
Color	Grey- RAL 7035		Length	3m	

<b>TYPE:</b>	<b>16</b>	<b>20</b>	<b>25</b>	<b>32</b>
CODE:	30-211 10-016	30-211 11-020	30-211 12-025	30-211 13-032
D <sub>1</sub> External Ø / mm	16	20	25	32
D <sub>2</sub> Internal Ø / mm	14,5	18,5	23,5	30,5
Packing / m	360	225	150	75

